

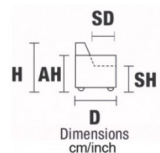
CANOVA



CANOVA



	AB Altezza Braccio	A Altezza	A Altezza Seduta	AM Altezza Massima	P Profondità	P Profondità Seduta	PM Profondità Massima	L Larghezza
	AH Arm Height	H Height	SH Seat Height	MH Maximum Height	D Deep	SD Seat Depth	MD Maximum Deep	W Width



	W 234/92.1" D 111/43.7" H 80/31.5" AH 64/25.2" SH 47/18.5" SD 58/23" MH 95/37.4"	W 194/76.4" D 111/43.7" H 80/31.5" AH 64/25.2" SH 47/18.5" SD 58/23" MH 95/37.4"	W 128/50.4" D 111/43.7" H 80/31.5" AH 64/25.2" SH 47/18.5" SD 58/23" MH 95/37.4"	W 204/80.3" D 111/43.7" H 80/31.5" AH 64/25.2" SH 47/18.5" SD 58/23" MH 95/37.4"	W 204/80.3" D 111/43.7" H 80/31.5" AH 64/25.2" SH 47/18.5" SD 58/23" MH 95/37.4"	W 164/64.6" D 111/43.7" H 80/31.5" AH 64/25.2" SH 47/18.5" SD 58/23" MH 95/37.4"
--	--	--	--	--	--	--

VERSION CODE

V314

V214

V100

V316

V317

V216

DESCRIPTION

3 SEATER MAXI


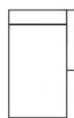
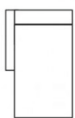

2 SEATER MAXI

ARMCHAIR

3 SEATER MAXI
LHF

3 SEATER MAXI
RHF

2 SEATER MAXI
LHF



W 164/64.6"
D 111/43.7"
H 80/31.5" AH 64/25.2"
SH 47/18.5" SD 58/23"
MH 95/37.4"

V217

2 SEATER MAXI
RHF

W 117/46.1"
D 170/66.9"
H 80/31.5" AH 64/25.2"
SH 47/18.5" SD 121/47.6"
MH 95/37.4"

V500

CHAISE LONGUE
LHF

W 117/46.1"
D 170/66.9"
H 80/31.5" AH 64/25.2"
SH 47/18.5" SD 121/47.6"
MH 95/37.4"

V501

CHAISE LONGUE
RHF

W 97/38.2"
D 170/66.9"
H 80/31.5" AH 64/25.2"
SH 47/18.5" SD 121/47.6"
MH 95/37.4"

V504

CHAISE LONGUE
MINI LHF

W 97/38.2"
D 170/66.9"
H 80/31.5" AH 64/25.2"
SH 47/18.5" SD 121/47.6"
MH 95/37.4"

V505

CHAISE LONGUE
MINI RHF

W 90/35.4"
D 70/27.6"
SH 47/18.5

V600

FOOTSTOOL



FOOT OPTION 1:
STAINLESS STEEL FEET



FOOT OPTION 2:
METAL FEET TITANIUM
FINISHING

LEATHER COLOR SHADE DIFFERENCES

The model upholstered with some Natural leather such as Maya, Emotion, Carees and Sensation, could present in some area differences in color tones of about 5%.

Such differences are not to be considered defect but an expression of the natural characteristic of the cowhide.

Some versions may be equipped with hidden feet with a supporting structural function.

The company reserves the faculty to make changing of technical details and/or materials for quality product improving without prior communication.

CANOVA

THICK STITCH: Available

STRUCTURE: Fir wood, plywood covered with ecologic polyurethane foam

SPRING SYSTEM: Elastic webbing

SEAT/BACK CUSHION: Ecologic polyurethane foam covered with a layer of polyester

ARM INTERIOR: Ecologic polyurethane foam covered with a layer of polyester

DETACHABILITY: N.A.

MECHANISMS: Headrest

FOOT / BASE SERIES: Stainless steel feet

FOOT / BASE OPTIONAL: Metal chrome feet titanium finishing