


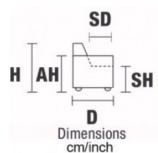
LINCOLN



LINCOLN



	AB Altezza Braccio	A Altezza	A Altezza Seduta	AM Altezza Massima	P Profondità	P Profondità Seduta	PM Profondità Massima	L Larghezza
	AH Arm Height	H Height	SH Seat Height	MH Maximum Height	D Deep	SD Seat Depth	MD Maximum Deep	W Width




W 82/32.3"
D 95/37.4" MD 170/66.9"
H 108/42.5" AH 64/25.2"
SH 49/19.3" SD 54/21.2"

VERSION CODE

ARMCHAIR SWIVEL

DESCRIPTION

V144 ELECTRIC
RELAX
V151 MANUAL
RELAX



OPTION 1: STAINLESS STEEL BASE



OPTION 2: STAINLESS STEEL BASE
TITANIUM FINISHING

LINCOLN

THICK STITCH: Available

STRUCTURE: Metal, Firwood and ecologic polyurethane foam

BACK CUSHION: Ecologic polyurethane foam covered with a layer of polyester

SEAT CUSHION: Ecologic polyurethane foam covered with a layer of memory form.

MECHANISMS:

- Individual electric or manual mechanism for footrest
- Individual electric or manual mechanism for backrest
- Manual rached for headrest with different positions

BATTERY: Included lithium battery pack with a fuse protection (only with electric mechanism)

PUSHBUTTONS ILLUMINATED :(only with electric mechanism)

- Green light battery is charged
- Red light battery needs to be charged
- Plug for battery charger is located in pushbutton

BASE SERIES: Swivel base turns 360°

OPTION 1: STAINLESS STEEL BASE

OPTION 2: STAINLESS STEEL BASE TITANIUM FINISHING

The company reserves the faculty to make changing of technical details and/or materials for quality product improving without prior communication.

LEATHER COLOR SHADE DIFFERENCES

The model upholstered with some Natural leather such as Maya, Emotion, Carees and Sensation, could present in some area differences in color tones of about 5%. Such differences are not to be considered defect but an expression of the natural characteristic of the cowhide.

REV. 01 DEL 29/12/2016