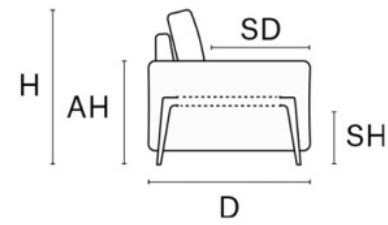


CUSTOM MODEL 6



Dimensions
cm

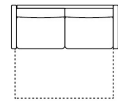
D 104 | H 96 | AH 65 | SH 49 | SD 57 | HM 56

TECHNICAL DESCRIPTION

THICK STITCH: Available as option
STRUCTURE: Synchronized and orthopedic metal bed mechanism. Bed area made with beech wood slats 16 cm wide. Reinforced elastic webbing on the seat area.
MATTRESS H 16CM D 195CM: Waterlily viscoelastic high density and high resilience foam, covered with special polyester fiber fire retardant. External quilted layer made in cotton fabric OAKO TEX CLASS 1 Certified. The Mattress is 100% recyclable, antibacterial, breathable.

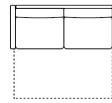
BACK SUSPENSION: Reinforced elastic webbing
SEAT CUSHIONS: High density ecologic open cell polyurethane foam and memory foam, covered with a layer of dacron wadding
BACK CUSHIONS: High density ecologic open cell polyurethane foam, covered with a layer of dacron wadding
REMOVABILITY: Seat and Back cushion removability it's not available for the sofa bed version
FOOT OPTION 1: Stainless steel Slead
FOOT OPTION 2: Stainless steel Slead titanium finishing

MAXI SEAT (VERSION OF THE GROUP HAVE THE SAME SEAT WIDTH)



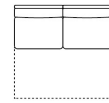
W 220
MD 215

SB314 3 SEATER MAXI SOFA BED
QUEEN SIZE MATTRESS 160 CM



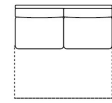
W 200
MD 215

SB316 LHF 3 SEATER MAXI SOFA BED
QUEEN SIZE MATTRESS 160 CM



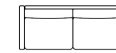
W 180
MD 215

SB315 3 SEATER MAXI ARMLESS SOFA BED
QUEEN SIZE MATTRESS 160 CM

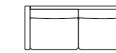


W 200
MD 215

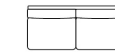
SB317 RHF 3 SEATER MAXI SOFA BED
QUEEN SIZE MATTRESS 160 CM



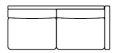
W 220
V314 3 SEATER MAXI



W 200
V316 LHF 3 SEATER MAXI



W 180
V315 3 SEATER MAXI ARMLESS



W 200
V317 RHF 3 SEATER MAXI



W 110

V116 LHF ARMCHAIR MAXI



W 90

V131 ARMLESS CHAIR MAXI



W 110

V117 RHF ARMCHAIR MAXI



W 110
D 166
SD 119

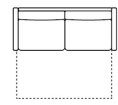
V502 LHF CHAISE LONGUE MAXI



W 110
D 166
SD 119

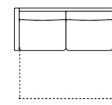
V503 RHF CHAISE LONGUE MAXI

MEDIUM SEAT (VERSION OF THE GROUP HAVE THE SAME SEAT WIDTH)



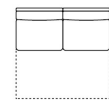
W 200
MD 215

SB300 3 SEATER SOFA BED
FULL SIZE MATTRESS 140 CM



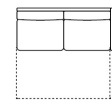
W 180
MD 215

SB302 LHF 3 SEATER SOFA BED
FULL SIZE MATTRESS 140 CM



W 160
MD 215

SB301 ARMLESS 3 SEATER SOFA BED
FULL SIZE MATTRESS 140 CM

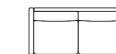


W 180
MD 215

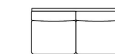
SB303 RHF 3 SEATER SOFA BED
FULL SIZE MATTRESS 140 CM



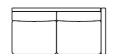
W 200
V300 3 SEATER



W 180
V302 LHF 3 SEATER



W 160
V301 3 SEATER ARMLESS



W 180
V303 RHF 3 SEATER



W 100

V101 LHF ARMCHAIR



W 80

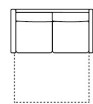
V103 ARMLESS CHAIR



W 100

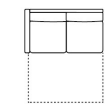
V102 RHF ARMCHAIR

SMALL SEAT (VERSION OF THE GROUP HAVE THE SAME SEAT WIDTH)



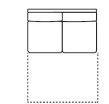
W 180
MD 215

SB214 2 SEATER MAXI SOFA BED
TWIN SIZE MATTRESS 120 CM



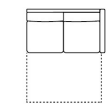
W 160
MD 215

SB216 LHF 2 SEATER MAXI SOFA BED
TWIN SIZE MATTRESS 120 CM



W 140
MD 215

SB215 ARMLESS 2 MAXI SOFA BED
TWIN SIZE MATTRESS 120 CM

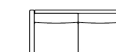


W 160
MD 215

SB217 RHF 2 SEATER MAXI SOFA BED
TWIN SIZE MATTRESS 120 CM



W 180
V214 2 SEATER MAXI



W 160
V216 LHF 2 SEATER MAXI



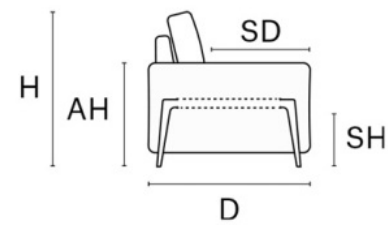
W 140
V215 2 SEATER MAXI ARMLESS



W 160
V217 RHF 2 SEATER MAXI

LEATHER COLOR SHADE DIFFERENCES: The model upholstered with some Natural leather such as Maya, Moss, Carees and Sensation, could present in some area differences in color tones of about 5%. Such differences are not to be considered defect but an expression of the natural characteristic of the cowhide. The company reserves the right without prior notice to make technical sheets changes and/or materials for quality product improvement. Leather sofas are a handmade product and according to the leather covering selected there could be a measurement tolerance of about 2 inches (cm 5) on each sku.
 REV. 001 DEL 26/01/2023 | Pag. 1 of 2

CUSTOM MODEL 6



Dimensions
cm

D 104 | H 96 | AH 65 | SH 49 | SD 57 | HM 56

TECHNICAL DESCRIPTION

THICK STITCH: Available as option
STRUCTURE: Synchronized and orthopedic metal bed mechanism. Bed area made with beech wood slats 16 cm wide. Reinforced elastic webbing on the seat area.
MATTRESS H 16CM D 195CM: Waterlily viscoelastic high density and high resilience foam, covered with special polyester fiber fire retardant. External quilted layer made in cotton fabric OAKO TEX CLASS 1 Certified. The Mattress is 100% recyclable, antibacterial, breathable.

BACK SUSPENSION: Reinforced elastic webbing
SEAT CUSHIONS: High density ecologic open cell polyurethane foam and memory foam, covered with a layer of dacron wadding
BACK CUSHIONS: High density ecologic open cell polyurethane foam, covered with a layer of dacron wadding
REMOVABILITY: Seat and Back cushion removability it's not available for the sofa bed version
FOOT OPTION 1: Stainless steel Slead
FOOT OPTION 2: Stainless steel Slead titanium finishing



W 90

V136 LHF ARMCHAIR MINI



W 70

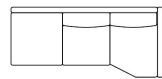
V138 ARMLESS CHAIR MINI



W 90

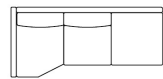
V137 RHF ARMCHAIR MINI

JOLLY (CAN BE COMBINED WITH ALL THE VERSION GROUP)



W 257
D 122

V406 LHF CORNER CHAIR MERIDIAN



W 257
D 122

V407 RHF CORNER CHAIR MERIDIAN



W 130
MD 215

SB100 SINGLE SOFABED CHAIR
COT SIZE MATTRESS 70 CM



W 122
D 122

V400 CORNER



W 130

V100 ARMCHAIR



FOOT OPTION 1:
Stainless steel Slead



FOOT OPTION 2:
Stainless steel Slead
titanium finishing

LEATHER COLOR SHADE DIFFERENCES: The model upholstered with some Natural leather such as Maya, Moss, Carees and Sensation, could present in some area differences in color tones of about 5%. Such differences are not to be considered defect but an expression of the natural characteristic of the cowhide. The company reserves the right without prior notice to make technical sheets changes and/or materials for quality product improvement. Leather sofas are a handmade product and according to the leather covering selected there could be a measurement tolerance of about 2 inches (cm 5) on each sku.
 REV. 001 DEL 26/01/2023 | Pag. 2 of 2