

TIVOLI

 ROSSINI
MADE IN ITALY

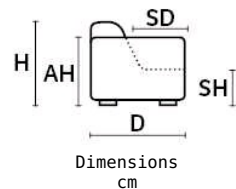


TIVOLI

 **ROSSINI**
MADE IN ITALY®



TIVOLI



D 102 | **H** 83 | **AH** 56 | **SH** 45 | **SD** 56

TECHNICAL DESCRIPTION

THICK STITCH:

AVAILABLE AS OPTION

STRUCTURE:

HARDWOOD FRAME WITH METAL INSERT FOR EXTRA STRENGTH

SEAT/BACK SUSPENSION:

REINFORCED ELASTIC WEBBING

SEAT CUSHIONS:

HIGH DENSITY ECOLOGIC OPEN CELL POLYURETHANE FOAM AND MEMORY FOAM COVERED WITH A LAYER OF DACRON WADDING

BACK CUSHIONS:

HIGH DENSITY ECOLOGIC OPEN CELL POLYURETHANE FOAM COVERED WITH A LAYER OF DACRON WADDING

REMOVABILITY:

SEAT/BACK CUSHION


FOOT OPTION 1:

Stainless steel finishing


FOOT OPTION 2:

Stainless steel titanium finishing

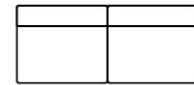
MAXI SEAT (VERSION OF THE GROUP HAVE THE SAME SEAT WIDTH)



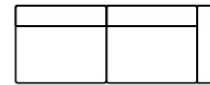
W 234
V314 3 SEATER MAXI



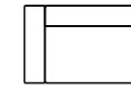
W 208
V316 LHF 3 SEATER MAXI



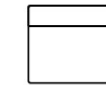
W 183
V315 3 SEATER MAXI ARMLESS



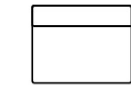
W 208
V317 RHF 3 SEATER MAXI



W 117
V116 LHF ARMCHAIR MAXI

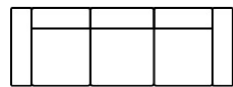


W 91
V131 ARMLESS CHAIR MAXI

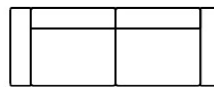


W 117
V117 RHF ARMCHAIR MAXI

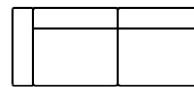
MEDIUM SEAT (VERSION OF THE GROUP HAVE THE SAME SEAT WIDTH)



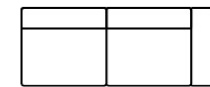
W 295
V347 3 SEATER EXTRA (3 SEAT CUSHIONS)



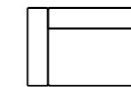
W 214
V300 3 SEATER



W 188
V302 LHF 3 SEATER



W 188
V303 RHF 3 SEATER

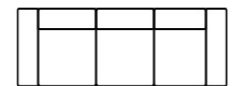


W 107
V114 LHF ARMCHAIR MEDIUM

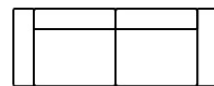


W 107
V115 RHF ARMCHAIR MEDIUM


SMALL SEAT (VERSION OF THE GROUP HAVE THE SAME SEAT WIDTH)



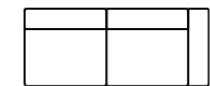
W 262
V242 2 SEATER MAXI EXTRA



W 194
V214 2 SEATER MAXI

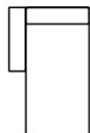


W 168
V216 LHF 2 SEATER MAXI

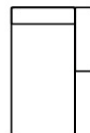


W 168
V217 RHF 2 SEATER MAXI


XSMALL SEAT (VERSION OF THE GROUP HAVE THE SAME SEAT WIDTH)



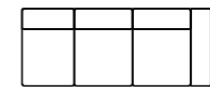
W 97
MD 167
V504 LHF CHAISE LONGUE MINI



W 97
MD 167
V505 RHF CHAISE LONGUE MINI

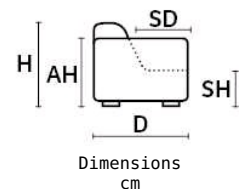


W 238
V243 LHF 2 SEATER MAXI EXTRA



W 238
V244 RHF 2 SEATER MAXI EXTRA

TIVOLI




Dimensions
cm

D 102 | **H 83** | **AH 56** | **SH 45** | **SD 56**

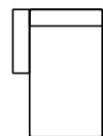
TECHNICAL DESCRIPTION

THICK STITCH:	AVAILABLE AS OPTION	BACK CUSHIONS:	HIGH DENSITY ECOLOGIC OPEN CELL POLYURETHANE FOAM COVERED WITH A LAYER OF DACRON WADDING
STRUCTURE:	HARDWOOD FRAME WITH METAL INSERT FOR EXTRA STRENGTH	REMOVABILITY:	SEAT/BACK CUSHION
SEAT/BACK SUSPENSION:	REINFORCED ELASTIC WEBBING	FOOT OPTION 1:	Stainless steel finishing
SEAT CUSHIONS:	HIGH DENSITY ECOLOGIC OPEN CELL POLYURETHANE FOAM AND MEMORY FOAM COVERED WITH A LAYER OF DACRON WADDING	FOOT OPTION 2:	Stainless steel titanium finishing

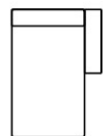
JOLLY (CAN BE COMBINED WITH ALL THE VERSION GROUP)



W 114
V100 ARMCHAIR



W 117
D 167
V500 LHF CHAISE LONGUE



W 117
D 167
V501 RHF CHAISE LONGUE



W 136
D 136
V400 CORNER



W 154
V112 LHF CHAIR MERIDIAN



W 154
V113 RHF CHAIR MERIDIAN



W 90
D 60
V600 OTTOMAN



W 90
D 90
V601 BENCH



FOOT OPTION 1:
STAINLESS STEEL FINISHING



FOOT OPTION 2:
STAINLESS STEEL TITANIUM
FINISHING