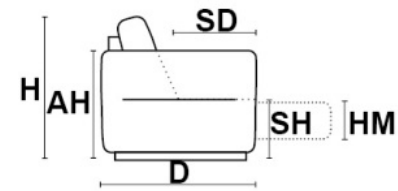


CUSTOM MODEL 5



Dimensions
cm

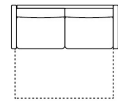
D 104 | H 96 | AH 65 | SH 49 | SD 57 | HM 56

TECHNICAL DESCRIPTION

THICK STITCH: Available as option
STRUCTURE: Synchronized and orthopedic metal bed mechanism. Bed area made with beech wood slats 16 cm wide. Reinforced elastic webbing on the seat area.
MATTRESS H 16CM D 195CM: Waterlily viscoelastic high density and high resilience foam, covered with special polyester fiber fire retardant. External quilted layer made in cotton fabric OAKO TEX CLASS 1 Certified.

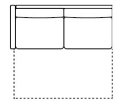
BACK SUSPENSION: Reinforced elastic webbing
SEAT CUSHIONS: High density ecologic open cell polyurethane foam and memory foam, covered with a layer of dacron wadding
BACK CUSHIONS: High density ecologic open cell polyurethane foam, covered with a layer of dacron wadding
REMOVABILITY: Seat and Back cushion removability it's not available for the sofa bed version
FOOT OPTION 1: Stainless steel Sled
FOOT OPTION 2: Stainless steel Sled titanium finishing

MAXI SEAT (VERSION OF THE GROUP HAVE THE SAME SEAT WIDTH)



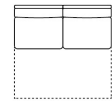
W 210
MD 215

SB314 3 SEATER MAXI SOFA BED
QUEEN SIZE MATTRESS 160 CM



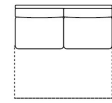
W 195
MD 215

SB316 LHF 3 SEATER MAXI SOFA BED
QUEEN SIZE MATTRESS 160 CM



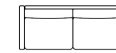
W 180
MD 215

SB315 3 SEATER MAXI ARMLESS SOFA BED
QUEEN SIZE MATTRESS 160 CM

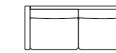


W 195
MD 215

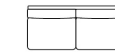
SB317 RHF 3 SEATER MAXI SOFA BED
QUEEN SIZE MATTRESS 160 CM



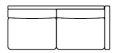
W 210
V314 3 SEATER MAXI



W 195
V316 LHF 3 SEATER MAXI



W 180
V315 3 SEATER MAXI ARMLESS



W 195
V317 RHF 3 SEATER MAXI



W 105

V116 LHF ARMCHAIR MAXI



W 90

V131 ARMLESS CHAIR MAXI



W 105

V117 RHF ARMCHAIR MAXI



W 105
D 166
SD 119

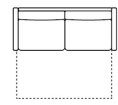
V502 LHF CHAISE LONGUE MAXI



W 105
D 166
SD 119

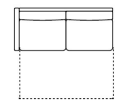
V503 RHF CHAISE LONGUE MAXI

MEDIUM SEAT (VERSION OF THE GROUP HAVE THE SAME SEAT WIDTH)



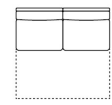
W 190
MD 215

SB300 3 SEATER SOFA BED
FULL SIZE MATTRESS 140 CM



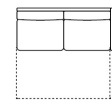
W 175
MD 215

SB302 LHF 3 SEATER SOFA BED
FULL SIZE MATTRESS 140 CM



W 160
MD 215

SB301 ARMLESS 3 SEATER SOFA BED
FULL SIZE MATTRESS 140 CM

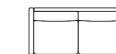


W 175
MD 215

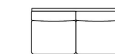
SB303 RHF 3 SEATER SOFA BED
FULL SIZE MATTRESS 140 CM



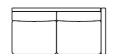
W 190
V300 3 SEATER



W 175
V302 LHF 3 SEATER



W 160
V301 3 SEATER ARMLESS



W 175
V303 RHF 3 SEATER



W 95

V101 LHF ARMCHAIR



W 80

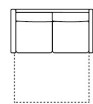
V103 ARMLESS CHAIR



W 95

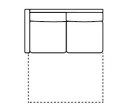
V102 RHF ARMCHAIR

SMALL SEAT (VERSION OF THE GROUP HAVE THE SAME SEAT WIDTH)



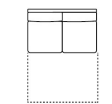
W 170
MD 215

SB214 2 SEATER MAXI SOFA BED
TWIN SIZE MATTRESS 120 CM



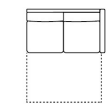
W 155
D 215

SB216 LHF 2 SEATER MAXI SOFA BED
TWIN SIZE MATTRESS 120 CM



W 140
MD 215

SB215 ARMLESS 2 MAXI SOFA BED
TWIN SIZE MATTRESS 120 CM

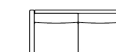


W 155
MD 215

SB217 RHF 2 SEATER MAXI SOFA BED
TWIN SIZE MATTRESS 120 CM



W 170
V214 2 SEATER MAXI



W 155
V216 LHF 2 SEATER MAXI



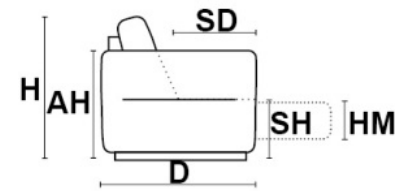
W 140
V215 2 SEATER MAXI ARMLESS



W 155
V217 RHF 2 SEATER MAXI

LEATHER COLOR SHADE DIFFERENCES: The model upholstered with some Natural leather such as Maya, Moss, Carees and Sensation, could present in some area differences in color tones of about 5%. Such differences are not to be considered defect but an expression of the natural characteristic of the cowhide. The company reserves the right without prior notice to make technical sheets changes and/or materials for quality product improvement. Leather sofas are a handmade product and according to the leather covering selected there could be a measurement tolerance of about 2 inches (cm 5) on each sku.
 REV. 001 DEL 26/01/2023 | Pag. 1 of 2

CUSTOM MODEL 5



Dimensions
cm

D 104 | H 96 | AH 65 | SH 49 | SD 57 | HM 56

TECHNICAL DESCRIPTION

THICK STITCH:	Available as option	BACK SUSPENSION:	Reinforced elastic webbing
STRUCTURE:	Synchronized and orthopedic metal bed mechanism. Bed area made with beech wood slats 16 cm wide. Reinforced elastic webbing on the seat area.	SEAT CUSHIONS:	High density ecologic open cell polyurethane foam and memory foam, covered with a layer of dacron wadding
MATTRESS H 16CM D 195CM:	Waterlily viscoelastic high density and high resilience foam, covered with special polyester fiber fire retardant. External quilted layer made in cotton fabric OAKO TEX CLASS 1 Certified.	BACK CUSHIONS:	High density ecologic open cell polyurethane foam, covered with a layer of dacron wadding
		REMOVABILITY:	Seat and Back cushion removability it's not available for the sofa bed version
		FOOT OPTION 1:	Stainless steel Sled
		FOOT OPTION 2:	Stainless steel Sled titanium finishing



W 85
V136 LHF ARMCHAIR MINI

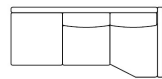


W 70
V138 ARMLESS CHAIR MINI

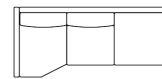


W 85
V137 RHF ARMCHAIR MINI

JOLLY (CAN BE COMBINED WITH ALL THE VERSION GROUP)



W 257
D 122
V406 LHF CORNER CHAIR MERIDIAN



W 257
D 122
V407 RHF CORNER CHAIR MERIDIAN





W 120
MD 215
SB100 SINGLE SOFABED CHAIR
COT SIZE MATTRESS 70 CM



W 122
D 122
V400 CORNER



W 120
V100 ARMCHAIR



FOOT OPTION 1:
Stainless steel Slead

FOOT OPTION 2:
Stainless steel Slead
titanium finishing

LEATHER COLOR SHADE DIFFERENCES: The model upholstered with some Natural leather such as Maya, Moss, Carees and Sensation, could present in some area differences in color tones of about 5%. Such differences are not to be considered defect but an expression of the natural characteristic of the cowhide. The company reserves the right without prior notice to make technical sheets changes and/or materials for quality product improvement. Leather sofas are a handmade product and according to the leather covering selected there could be a measurement tolerance of about 2 inches (cm 5) on each sku.
REV. 001 DEL 26/01/2023 | Pag. 2 of 2