

Club



Club

Technical Description

THICK STITCH: AVAILABLE

SPECIAL STITCH: TYPE "C"

STRUCTURE: HARDWOOD FRAME FOR EXTRA STRENGTH


SEAT/BACK SUSPENSION: REINFORCED ELASTIC WEBBING

SEAT/BACK CUSHIONS: HIGH DENSITY ECOLOGIC OPEN CELL POLYURETHANE FOAM AND MEMORY FOAM COVERED WITH A LAYER OF DACRON WADDING

FOOT OPTION 1: STAINLESS STEEL FINISHING

FOOT OPTION 2: STAINLESS STEEL FUME' FINISHING


Foot Finishing Option



FOOT OPTION 1:
STAINLESS STEEL FINISHING

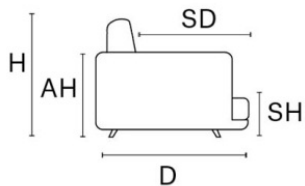


FOOT OPTION 2:
STAINLESS STEEL FUME'
FINISHING



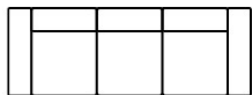
DECOR STITCH:
TYPE "C"

LEATHER COLOR SHADE DIFFERENCES: The model upholstered with some Natural leather such as Maya, Moss, Carees and Sensation, could present in some area differences in color tones of about 5%. Such differences are not to be considered defect but an expression of the natural characteristic of the cowhide. The company reserves the right without prior notice to make technical sheets changes and/or materials for quality product improvement. Leather sofas are a handmade product and according to the leather covering selected there could be a measurement tolerance of about 2 inches (cm 5) on each sku.

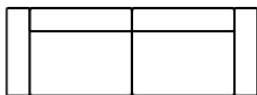


D 101 H 75 AH 57 SH 46 SD 60


MAXI SEAT (VERSION OF THE GROUP HAVE THE SAME SEAT WIDTH)




W 310
V342 3 SEATER MAXI EXTRA



W 225
V314 3 SEATER MAXI

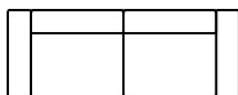


W 198
V316 LHF 3 SEATER MAXI



W 198
V317 RHF 3 SEATER MAXI

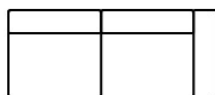
MEDIUM SEAT (VERSION OF THE GROUP HAVE THE SAME SEAT WIDTH)



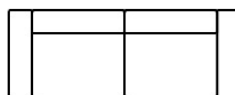
W 255
V347 3 SEATER EXTRA (2 SEAT CUSHIONS)



W 228
V351 LHF 3 SEATER EXTRA (2 CUSHIONS)



W 228
V352 RHF 3 SEATER EXTRA (2 CUSHIONS)



W 195
V214 2 SEATER MAXI



W 168
V216 LHF 2 SEATER MAXI



W 168
V217 RHF 2 SEATER MAXI

SMALL SEAT (VERSION OF THE GROUP HAVE THE SAME SEAT WIDTH)



W 175
V200 2 SEATER




W 148
V202 LHF 2 SEATER



W 148
V203 RHF 2 SEATER

XSMALL SEAT (VERSION OF THE GROUP HAVE THE SAME SEAT WIDTH)

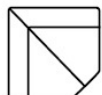


W 90
D 90
V611 OTTOMAN 90 X 90

JOLLY (CAN BE COMBINED WITH ALL THE VERSION GROUP)



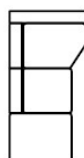
W 114
V100 ARMCHAIR



W 122
D 122
V414 SQUARE CORNER



W 268
D 122
V407 RHF CORNER CHAIR MERIDIAN



W 268
D 122
V406 LHF CORNER CHAIR MERIDIAN



W 90
D 70
V600 OTTOMAN



W 120
D 70
V601 BENCH