

Prestige



Prestige

Technical Description

THICK STITCH:AVAILABLE UPON REQUEST

STRUCTURE:HARDWOOD FRAME FOR EXTRA STRENGHT

SEAT/BACK SUSPENSION:REINFORCED ELASTIC WEBBING

SEAT CUSHION:HIGH DENSITY ECOLOGIC OPEN-CELL POLYURETHANE FOAM AND MEMORY FOAM COVERED WITH A LAYER OF DACRON WADDING

BACK CUSHION:HIGH DENSITY ECOLOGIC OPEN-CELL POLYURETHANE FOAM COVERED WITH A LAYER OF DACRON WADDING

REMOVABILITY:SEAT AND BACK CUSHION

ARM SLEED OPTION 1:STAINLESS STEEL FINISH

ARM SLEED OPTION 1:STAINLESS STEEL TITANIUM FINISH

ARM SLEED OPTION 1:STAINLESS STEEL GOLD FINISH

ARM SLEED OPTION 2:STAINLESS STEEL FINISH

ARM SLEED OPTION 2:STAINLESS STEEL TITANIUM FINISH

ARM SLEED OPTION 2:STAINLESS STEEL GOLD FINISH

Foot Finishing Option




ARM SLEED OPTION 1:
STAINLESS STEEL FINISH



ARM SLEED OPTION 1:
STAINLESS STEEL TITANIUM
FINISH



ARM SLEED OPTION 1:
STAINLESS STEEL GOLD
FINISH



ARM SLEED OPTION 2:
STAINLESS STEEL FINISH

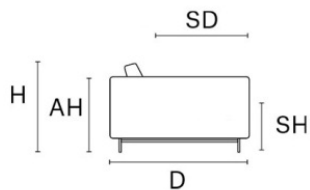


ARM SLEED OPTION 2:
STAINLESS STEEL TITANIUM
FINISH



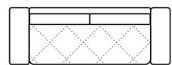
**ARM SLEED
OPTION 2:**
STAINLESS STEEL
GOLD FINISH

LEATHER COLOR SHADE DIFFERENCES: The model upholstered with some Natural leather such as Maya, Moss, Carees and Sensation, could present in some area differences in color tones of about 5%. Such differences are not to be considered defect but an expression of the natural characteristic of the cowhide. The company reserves the right without prior notice to make technical sheets changes and/or materials for quality product improvement. Leather sofas are a handmade product and according to the leather covering selected there could be a measurement tolerance of about 2 inches (cm 5) on each sku.

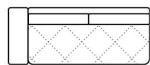


D 102 H 86 AH 70 SH 46 SD 57

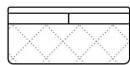
MAXI SEAT (VERSION OF THE GROUP HAVE THE SAME SEAT WIDTH)



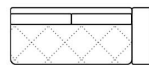
W 259
V314 3 SEATER MAXI



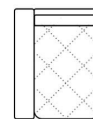
W 235
V316 LHF 3 SEATER MAXI




W 211
V315 3 SEATER MAXI ARMLESS



W 235
V317 RHF 3 SEATER MAXI

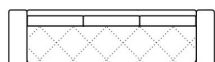


W 130
D 186
V502 LHF CHAISE LONGUE MAXI

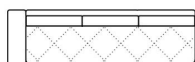


W 130
D 186
V503 RHF CHAISE LONGUE MAXI

MEDIUM SEAT (VERSION OF THE GROUP HAVE THE SAME SEAT WIDTH)



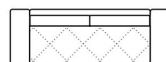
W 301
V347 3 SEATER EXTRA (3 SEAT CUSHIONS)



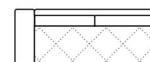
W 277
V351 LHF 3 SEATER EXTRA (3 CUSHIONS)



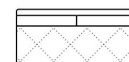
W 277
V352 RHF 3 SEATER EXTRA (3 CUSHIONS)



W 217
V300 3 SEATER



W 193
V302 LHF 3 SEATER



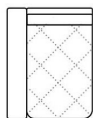
W 169
V301 3 SEATER ARMLESS



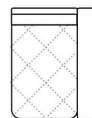
W 193
V303 RHF 3 SEATER



W 85
V103 ARMLESS CHAIR

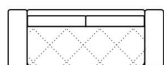


W 109
D 186
V500 LHF CHAISE LONGUE

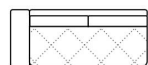


W 109
D 186
V501 RHF CHAISE LONGUE

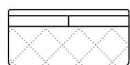
SMALL SEAT (VERSION OF THE GROUP HAVE THE SAME SEAT WIDTH)



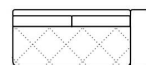
W 175
V200 2 SEATER



W 151
V202 LHF 2 SEATER



W 127
V201 ARMLESS 2 SEATER

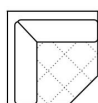


W 151
V203 RHF 2 SEATER

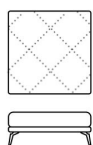
JOLLY (CAN BE COMBINED WITH ALL THE VERSION GROUP)



W 112
V100 ARMCHAIR



W 195
V400 CORNER




W 125
D 85
V601 BENCH



W 50
D 15
V602 ROLL



W 50
D 25
V603 CUSHION



W 50
D 50
V629 CUSHION MEDIUM