

Supreme



Supreme

Technical Description

THICK STITCH:AVAILABLE UPON REQUEST

STRUCTURE:HARDWOOD FRAME FOR EXTRA STRENGTH

SEAT/BACK SUSPENSION:REINFORCED ELASTIC WEBBING

SEAT CUSHION:HIGH DENSITY ECOLOGIC OPEN-CELL POLYURETHANE FOAM AND MEMORY FOAM COVERED WITH A LAYER OF DACRON WADDING

BACK CUSHION:HIGH DENSITY ECOLOGIC OPEN-CELL POLYURETHANE FOAM COVERED WITH A LAYER OF DACRON WADDING

MECHANISM:RATCHET ADJUSTABLE HEADREST

REMOVABILITY:NOT AVAILABLE

FOOT OPTION 1:STAINLESS STEEL FINISH

FOOT OPTION 2:STAINLESS STEEL BRONZE FINISH

FOOT OPTION 3:STAINLESS STEEL GOLD FINISH


Foot Finishing Option



FOOT OPTION 1:
STAINLESS STEEL FINISH

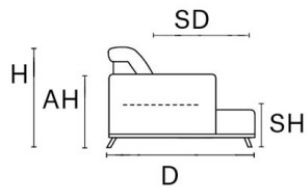


FOOT OPTION 2:
STAINLESS STEEL BRONZE
FINISH



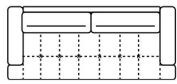
FOOT OPTION 3:
STAINLESS STEEL GOLD
FINISH

LEATHER COLOR SHADE DIFFERENCES: The model upholstered with some Natural leather such as Maya, Moss, Carees and Sensation, could present in some area differences in color tones of about 5%. Such differences are not to be considered defect but an expression of the natural characteristic of the cowhide. The company reserves the right without prior notice to make technical sheets changes and/or materials for quality product improvement. Leather sofas are a handmade product and according to the leather covering selected there could be a measurement tolerance of about 2 inches (cm 5) on each sku.

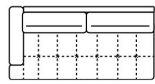


D 112 H 80 AH 57 SH 43 SD 58

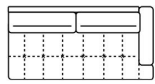
MAXI SEAT (VERSION OF THE GROUP HAVE THE SAME SEAT WIDTH)



W 237
V314 3 SEATER MAXI

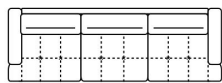


W 212
V316 LHF 3 SEATER MAXI



W 212
V317 RHF 3 SEATER MAXI

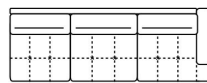
MEDIUM SEAT (VERSION OF THE GROUP HAVE THE SAME SEAT WIDTH)



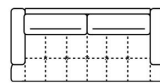
W 290
V347 3 SEATER EXTRA (3 SEAT CUSHIONS)



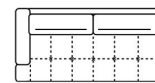
W 265
V351 LHF 3 SEATER EXTRA (3 CUSHIONS)



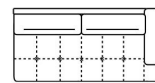
W 265
V352 RHF 3 SEATER EXTRA (3 CUSHIONS)



W 210
V300 3 SEATER



W 185
V302 LHF 3 SEATER



W 185
V303 RHF 3 SEATER



W 105
V101 LHF ARMCHAIR



W 80
V103 ARMLESS CHAIR



W 105
V102 RHF ARMCHAIR



W 104
D 177
SD 124
V500 LHF CHAISE LONGUE

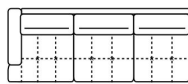


W 104
D 177
SD 124
V501 RHF CHAISE LONGUE

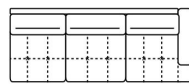
SMALL SEAT (VERSION OF THE GROUP HAVE THE SAME SEAT WIDTH)



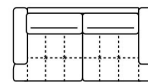
W 250
V242 2 SEATER MAXI EXTRA



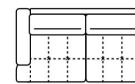
W 225
V243 LHF 2 SEATER MAXI EXTRA



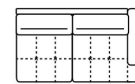
W 225
V244 RHF 2 SEATER MAXI EXTRA



W 184
V214 2 SEATER MAXI



W 159
V216 LHF 2 SEATER MAXI

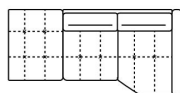


W 159
V217 RHF 2 SEATER MAXI

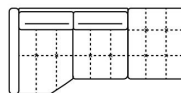
JOLLY (CAN BE COMBINED WITH ALL THE VERSION GROUP)



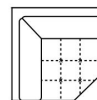
W 105
V100 ARMCHAIR



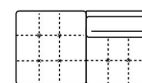
W 264
D 135
V406 LHF CORNER CHAIR MERIDIAN



W 264
D 135
V407 RHF CORNER CHAIR MERIDIAN



W 135
D 135
V400 CORNER



W 130
V112 LHF CHAIR MERIDIAN



W 130
V113 RHF CHAIR MERIDIAN