

Karma



Karma

Technical Description

DECOR STITCH:TYPE B AVAILABLE AS OPTION

THICK STITCH:AVAILABLE AS OPTION

STRUCTURE:HARDWOOD FRAME FOR EXTRA STRENGTH

SEAT/BACK SUSPENSION:REINFORCED ELASTIC WEBBING

SEAT CUSHIONS:HIGH DENSITY ECOLOGIC OPEN CELL POLYURETHANE FOAM AND MEMORY FOAM COVERED WITH A LAYER OF DACRON WADDING

BACK CUSHIONS:HIGH DENSITY ECOLOGIC OPEN CELL POLYURETHANE FOAM COVERED WITH A LAYER OF DACRON WADDING

MECHANISM:MANUAL HEADREST

FOOT OPTION 1:STAINLESS STEEL

FOOT OPTION 2:BRONZE FINISH

Foot Finishing Option



FOOT OPTION 1:
STAINLESS STEEL FINISHING

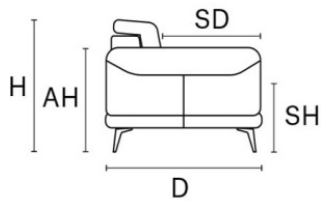


FOOT OPTION 2:
STAINLESS STEEL TITANIUM
FINISHING



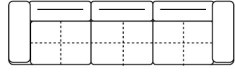
DECOR STITCH:
TYPE B

LEATHER COLOR SHADE DIFFERENCES: The model upholstered with some Natural leather such as Maya, Moss, Carees and Sensation, could present in some area differences in color tones of about 5%. Such differences are not to be considered defect but an expression of the natural characteristic of the cowhide. The company reserves the right without prior notice to make technical sheets changes and/or materials for quality product improvement. Leather sofas are a handmade product and according to the leather covering selected there could be a measurement tolerance of about 2 inches (cm 5) on each sku.

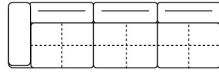


D 110 H 83 AH 63 SH 47 SD 59 MH 108

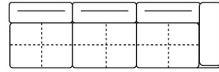
MAXI SEAT (VERSION OF THE GROUP HAVE THE SAME SEAT WIDTH)



W 294
V342 3 SEATER MAXI EXTRA



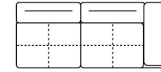
W 268
V349 LHF 3 SEATER MAXI EXTRA



W 268
V350 RHF 3 SEATER MAXI EXTRA



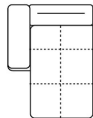
W 214
V314 3 SEATER MAXI



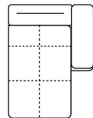
W 188
V317 RHF 3 SEATER MAXI



W 188
V316 LHF 3 SEATER MAXI



W 107
D 173
V502 LHF CHAISE LONGUE MAXI



W 107
D 173
V503 RHF CHAISE LONGUE MAXI



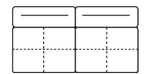
W 107
V116 LHF ARMCHAIR MAXI



W 81
V131 ARMLESS CHAIR MAXI



W 107
V117 RHF ARMCHAIR MAXI



W 162
V315 3 SEATER MAXI ARMLESS

MEDIUM SEAT (VERSION OF THE GROUP HAVE THE SAME SEAT WIDTH)



W 264
V347 3 SEATER EXTRA (3 SEAT CUSHIONS)



W 238
V351 LHF 3 SEATER EXTRA (3 CUSHIONS)



W 238
V352 RHF 3 SEATER EXTRA (3 CUSHIONS)



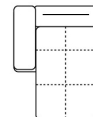
W 194
V300 3 SEATER



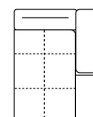
W 168
V302 LHF 3 SEATER



W 168
V303 RHF 3 SEATER



W 97
D 173
V500 LHF CHAISE LONGUE



W 97
D 173
V501 RHF CHAISE LONGUE



W 97
V101 LHF ARMCHAIR



W 70
V103 ARMLESS CHAIR



W 97
V102 RHF ARMCHAIR



W 142
V301 3 SEATER ARMLESS

SMALL SEAT (VERSION OF THE GROUP HAVE THE SAME SEAT WIDTH)



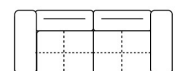
W 234
V242 2 SEATER MAXI EXTRA



W 208
V243 LHF 2 SEATER MAXI EXTRA



W 208
V244 RHF 2 SEATER MAXI EXTRA



W 174
V214 2 SEATER MAXI



W 148
V216 LHF 2 SEATER MAXI



W 148
V217 RHF 2 SEATER MAXI

JOLLY (CAN BE COMBINED WITH ALL THE VERSION GROUP)