

Cloud



# Cloud

## Technical Description

**THICK STITCH:** AVAILABLE

**STRUCTURE:** HARDWOOD FRAME FOR EXTRA STRENGTH

**SEAT/BACK SUSPENSION:** REINFORCED ELASTIC WEBBING

**SEAT/BACK CUSHIONS:** HIGH DENSITY ECOLOGIC OPEN CELL POLYURETHANE FOAM COVERED WITH A LAYER OF DACRON WADDING

**MECHANISM:** MANUAL HEADREST MECHANISM

**SLED OPTION 1:** STAINLESS STEEL FINISHING SLED

**SLED OPTION 2:** STAINLESS STEEL FINISHING SLED

## Foot Finishing Option

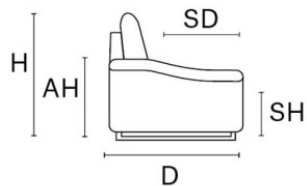


**FOOT OPTION 1:**  
STAINLESS STEEL FINISHING  
SLED




**FOOT OPTION 2:**  
STAINLESS STEEL FINISHING  
SLED

**LEATHER COLOR SHADE DIFFERENCES:** The model upholstered with some Natural leather such as Maya, Moss, Carees and Sensation, could present in some area differences in color tones of about 5%. Such differences are not to be considered defect but an expression of the natural characteristic of the cowhide. The company reserves the right without prior notice to make technical sheets changes and/or materials for quality product improvement. Leather sofas are a handmade product and according to the leather covering selected there could be a measurement tolerance of about 2 inches (cm 5) on each sku.

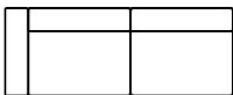


**D 109 H 85 AH 62 SH 45 SD 58**


**STANDARD**



W 242  
V314 3 SEATER MAXI



W 202  
V316 LHF 3 SEATER MAXI



W 202  
V317 RHF 3 SEATER MAXI



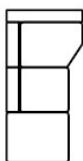
W 121  
V101 LHF ARMCHAIR



W 80  
V103 ARMLESS CHAIR



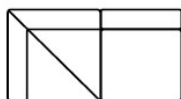
W 121  
V102 RHF ARMCHAIR



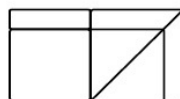
W 250  
V406 LHF CORNER CHAIR  
MERIDIAN



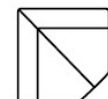
W 250  
V407 RHF CORNER CHAIR  
MERIDIAN



W 190  
V411 LHF CORNER CHAIR



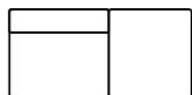
W 190  
V412 RHF CORNER CHAIR



W 111  
D 111  
V400 CORNER



W 145  
V112 LHF CHAIR MERIDIAN



W 145  
V113 RHF CHAIR MERIDIAN



W 110  
D 65  
V601 BENCH