

Tivoli

 **ROSSINI**
MADE IN ITALY®



Tivoli

Technical Description

THICK STITCH:AVAILABLE AS OPTION

STRUCTURE:HARDWOOD FRAME WITH METAL INSERT FOR EXTRA STRENGTH

SEAT/BACK SUSPENSION:REINFORCED ELASTIC WEBBING

SEAT CUSHIONS:HIGH DENSITY ECOLOGIC OPEN CELL POLYURETHANE FOAM AND MEMORY FOAM COVERED WITH A LAYER OF DACRON WADDING

BACK CUSHIONS:HIGH DENSITY ECOLOGIC OPEN CELL POLYURETHANE FOAM COVERED WITH A LAYER OF DACRON WADDING

REMOVABILITY:SEAT/BACK CUSHION

FOOT OPTION 1:Stainless steel finishing

FOOT OPTION 2:Stainless steel titanium finishing

Foot Finishing Option

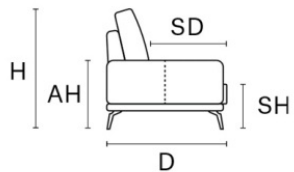


FOOT OPTION 1:
STAINLESS STEEL FINISHING



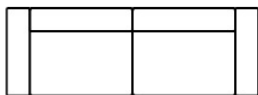
FOOT OPTION 2:
STAINLESS STEEL TITANIUM
FINISHING

LEATHER COLOR SHADE DIFFERENCES: The model upholstered with some Natural leather such as Maya, Moss, Carees and Sensation, could present in some area differences in color tones of about 5%. Such differences are not to be considered defect but an expression of the natural characteristic of the cowhide. The company reserves the right without prior notice to make technical sheets changes and/or materials for quality product improvement. Leather sofas are a handmade product and according to the leather covering selected there could be a measurement tolerance of about 2 inches (cm 5) on each sku.




D 102 H 83 AH 56 SH 45 SD 56

MAXI SEAT (VERSION OF THE GROUP HAVE THE SAME SEAT WIDTH)




W 234
V314 3 SEATER MAXI



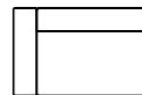
W 208
V316 LHF 3 SEATER MAXI



W 183
V315 3 SEATER MAXI ARMLESS




W 208
V317 RHF 3 SEATER MAXI



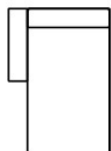
W 117
V116 LHF ARMCHAIR MAXI



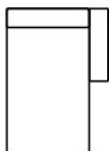
W 91
V131 ARMLESS CHAIR MAXI



W 117
V117 RHF ARMCHAIR MAXI

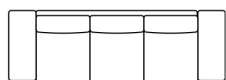


W 117
D 167
V500 LHF CHAISE LONGUE




W 117
D 167
V501 RHF CHAISE LONGUE


MEDIUM SEAT (VERSION OF THE GROUP HAVE THE SAME SEAT WIDTH)



W 295
V347 3 SEATER EXTRA (3 SEAT CUSHIONS)



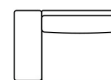
W 214
V300 3 SEATER



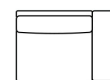
W 188
V302 LHF 3 SEATER



W 188
V303 RHF 3 SEATER

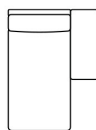


W 107
V114 LHF ARMCHAIR MEDIUM

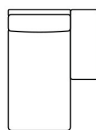


W 107
V115 RHF ARMCHAIR MEDIUM

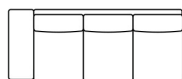
SMALL SEAT (VERSION OF THE GROUP HAVE THE SAME SEAT WIDTH)



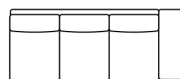
W 97
MD 167
V504 LHF CHAISE LONGUE MINI



W 97
MD 167
V505 RHF CHAISE LONGUE MINI



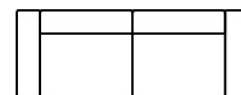
W 238
V243 LHF 2 SEATER MAXI EXTRA



W 238
V244 RHF 2 SEATER MAXI EXTRA



W 262
V242 2 SEATER MAXI EXTRA



W 194
V214 2 SEATER MAXI



W 168
V216 LHF 2 SEATER MAXI



W 168
V217 RHF 2 SEATER MAXI

JOLLY (CAN BE COMBINED WITH ALL THE VERSION GROUP)